


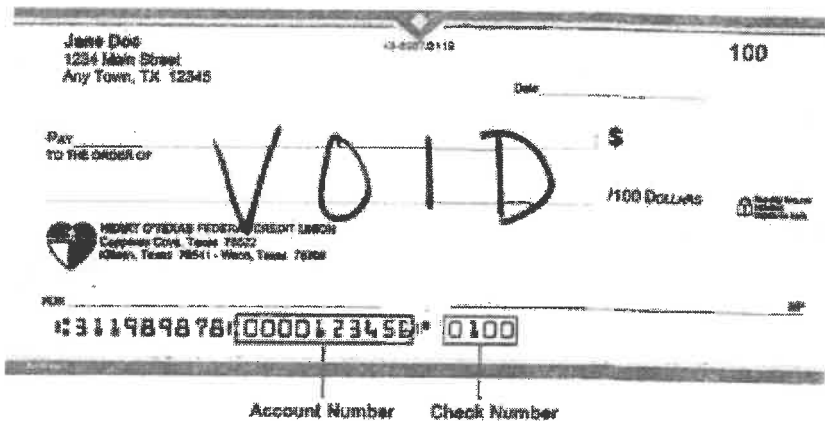
Example 2 – Change Net Account

Employee wants to change the banking institution from an existing institution ('Your Bank') to a new institution ('Heart O' Texas).

'Change From' Bank ('Your Bank') (documentation is not required; it is shown below for informational purposes for this example)



'Change To' Bank ('Heart O' Texas) (documentation is required, example shown below)



Current Account Number (If changing direct deposit information, the account number where funds were deposited prior to the change you are requesting is required)

1	0	0	1	0	0	1	2	3	9								
---	---	---	---	---	---	---	---	---	---	--	--	--	--	--	--	--	--

Financial Institution Name (Required even if institution is not changing)

Heart O' Texas FCU

Routing Number (Required even if institution is not changing)

3	1	1	9	8	9	8	7	8
---	---	---	---	---	---	---	---	---

Account Type

Checking Savings

New OR Change **Amount (Check one):** NET OR Fixed Amount, \$ _____


Account Number (Attach voided check or other confirmation of account number)

0	0	0	0	1	2	3	4	5	6								
---	---	---	---	---	---	---	---	---	---	--	--	--	--	--	--	--	--

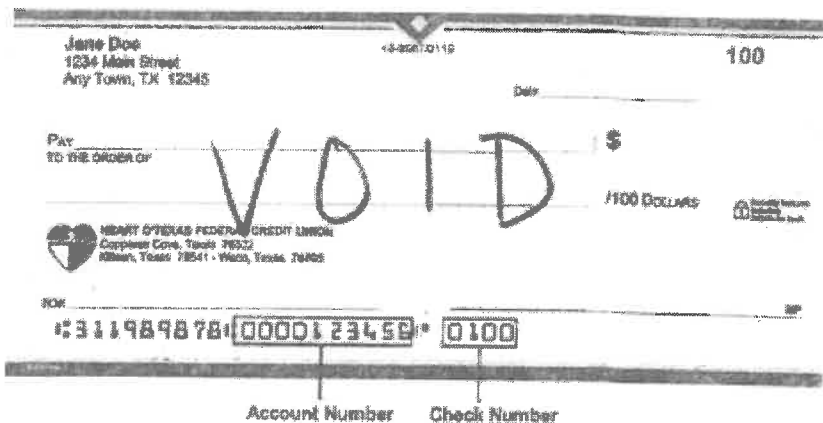
Example 5 – Change Fixed Account and Change Amount

Employee wants to change a fixed amount direct deposit from one banking institution ('Your Bank') to another banking institution (Heart O' Texas) and change the amount.

'Change From' Bank ('Your Bank')(documentation is not required; it is shown below for informational purposes for this example)



'Change To' Bank (documentation is required, example shown below)



Current Account Number (If changing direct deposit information, the account number where funds were deposited prior to the change you are requesting is required)

1	0	0	1	0	0	1	2	3	9								
---	---	---	---	---	---	---	---	---	---	--	--	--	--	--	--	--	--

Financial Institution Name (Required even if institution is not changing)

Heart O' Texas FCU

Routing Number (Required even if institution is not changing)

3	1	1	9	8	9	8	7	8
---	---	---	---	---	---	---	---	---

Account Type

Checking Savings

New OR Change Amount (Check one) : NET OR Fixed Amount, \$ 150.00


Account Number (Attach voided check or other confirmation of account number)

0	0	0	0	1	2	3	4	5	6								
---	---	---	---	---	---	---	---	---	---	--	--	--	--	--	--	--	--

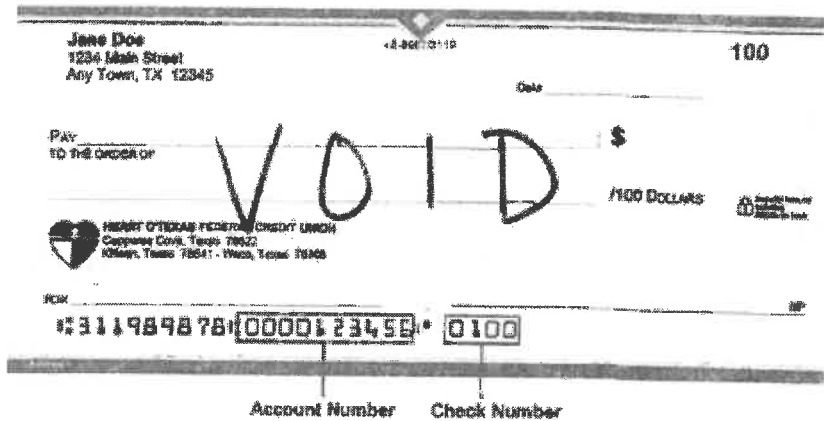
Example 7 – Account Change for Fixed Amount

Employee wants to change a fixed amount direct deposit (fixed amount = \$150) and the banking institution and account number change (from 'Your Bank' to 'Heart O'Texas').

'Change From' Bank ('Your Bank') (documentation is not required; it is shown below for informational purposes for this example)



'Change To' Bank (documentation is required, example shown below)



Current Account Number (If changing direct deposit information, the account number where funds were deposited prior to the change you are requesting is required)											
1	0	0	1	0	0	1	2	3	9		
Financial Institution Name (Required even if institution is not changing)											
Heart O' Texas FCU											
Routing Number (Required even if institution is not changing)											
3	1	1	9	8	9	8	7	8			
						Account Type <input checked="" type="checkbox"/> Checking <input type="checkbox"/> Savings					
<input type="checkbox"/> New OR <input checked="" type="checkbox"/> Change			Amount (Check one): <input type="checkbox"/> NET OR <input checked="" type="checkbox"/> Fixed Amount, \$ 100.00								
Account Number (Attach voided check or other confirmation of account number)											
0	0	0	0	1	2	3	4	5	6		

