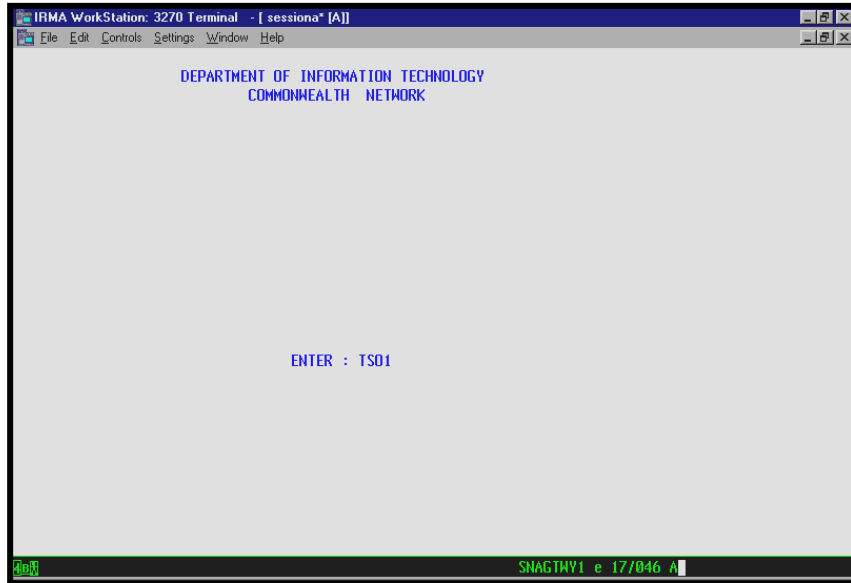


Volume No. 3—Automated Systems Application	TOPIC NO.	70715
Function No. 70700 — Financial Information Downloading System	TOPIC	FINDS: ACCESSING CIPPS FINDS
	DATE	October 2004

Accessing CIPPS-FINDS

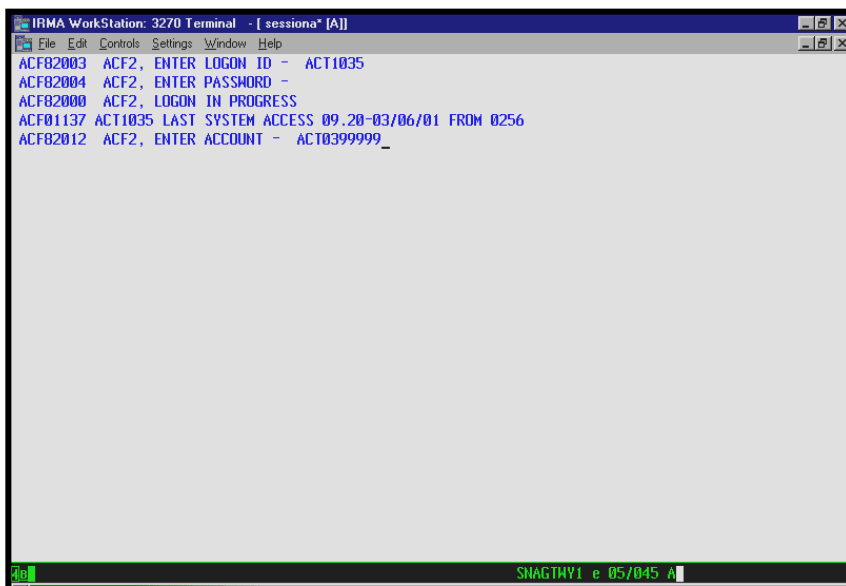
Sign-On Procedures

To access CIPPS-FINDS, first access the DIT mainframe, enter TSO1 and press Enter.



TSO Logon

On the TSO logon screen, enter a valid logon ID number, password, and account number, pressing Enter after each entry. Correct any invalid entries.



Continued on next page

Volume No. 3—Automated Systems Application	TOPIC NO.	70715
Function No. 70700 — Financial Information Downloading System	TOPIC	FINDS: ACCESSING CIPPS FINDS
	DATE	October 2004

Accessing CIPPS-FINDS, Continued

TSO

User is logged into TSO displaying the weekly bulletin. Three asterisks (***) display as the next line. Press Enter. The READY prompt displays.

```

IRMA WorkStation: 3270 Terminal - [ session* [A]]
File Edit Controls Settings Window Help
ACT1035 LOGON IN PROGRESS AT 11:21:54 ON APRIL 9, 2001
===== WELCOME TO MYS TSO =====
=====
= WEEKLY BULLETIN HIGHLIGHTS FOR THE WEEK BEGINNING APR. 8, 2001
=
= GENERAL INFORMATION
=
=-DIT10 (DIT ANONYMOUS FTP) SERVER UPGRADE
=-SYSTEM BACK-UPS SCHEDULE APR. 12, 2001
=
= MYS
=-MYS SYSTEM SCHEDULED DOWN MYS APR. 8 & 12, 2001
=
= EXEC
=-EXEC SYSTEM SCHEDULED DOWN EXEC APR. 8 & 12, 2001
=
READY
SNAGTHY135 20/001 A

```

READY Prompt Enter 'FINDS' and press Enter.

```

IRMA WorkStation: 3270 Terminal - [ session* [A]]
File Edit Controls Settings Window Help
ACT1035 LOGON IN PROGRESS AT 11:31:50 ON APRIL 9, 2001
===== WELCOME TO MYS TSO =====
=====
= WEEKLY BULLETIN HIGHLIGHTS FOR THE WEEK BEGINNING APR. 8, 2001
=
= GENERAL INFORMATION
=
=-DIT10 (DIT ANONYMOUS FTP) SERVER UPGRADE
=-SYSTEM BACK-UPS SCHEDULE APR. 12, 2001
=
= MYS
=-MYS SYSTEM SCHEDULED DOWN MYS APR. 8 & 12, 2001
=
= EXEC
=-EXEC SYSTEM SCHEDULED DOWN EXEC APR. 8 & 12, 2001
=
READY
FINDS
SNAGTHY135 20/006 A

```

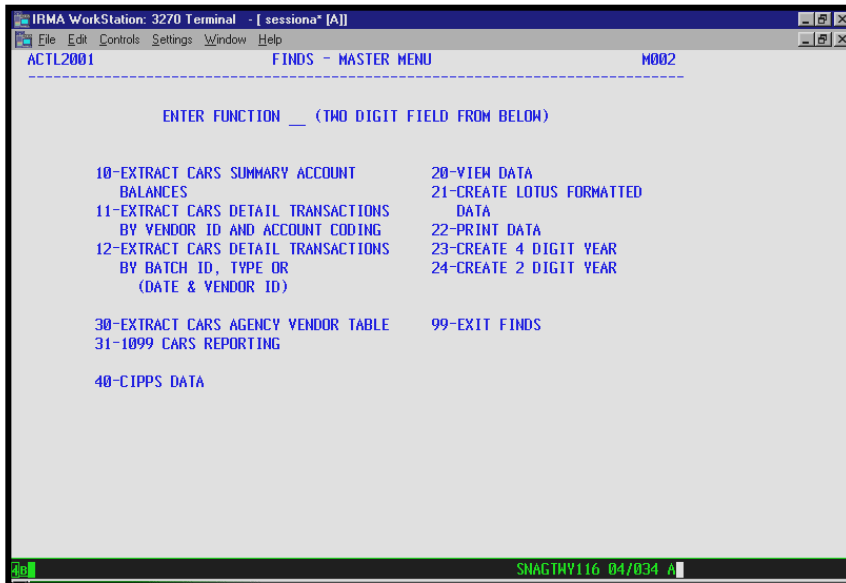
Continued on next page

Volume No. 3—Automated Systems Application	TOPIC NO.	70715
Function No. 70700 — Financial Information Downloading System	TOPIC	FINDS: ACCESSING CIPPS FINDS
	DATE	October 2004

Accessing CIPPS-FINDS, Continued

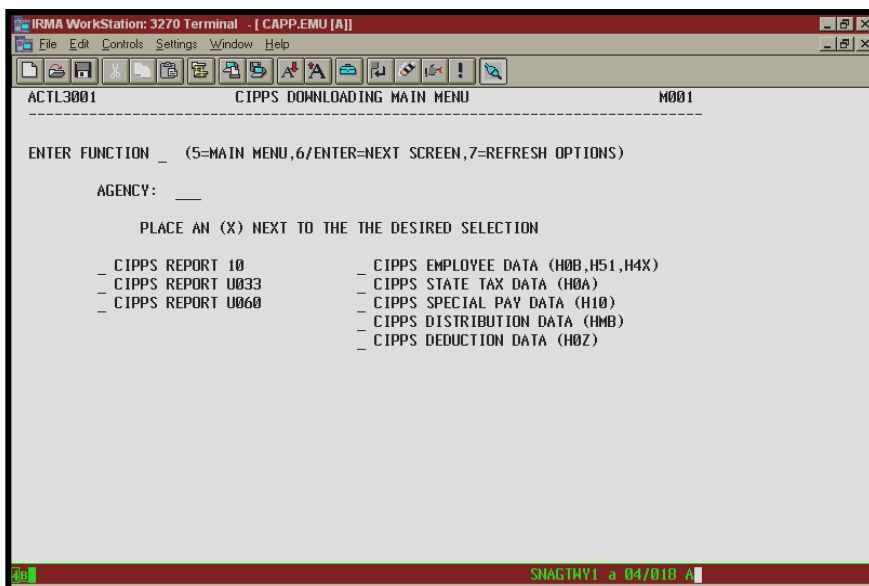
FINDS Master Menu

The FINDS Master Menu displays. Enter '40' and press Enter:



CIPPS Downloading Main Menu

The CIPPS Downloading Main Menu displays the three CIPPS payroll reports and five Masterfile Data Groups available for downloading.



Volume No. 3—Automated Systems Application	TOPIC NO.	70715
Function No. 70700 — Financial Information Downloading System	TOPIC	FINDS: ACCESSING CIPPS FINDS
	DATE	October 2004

Contacts

DOA Contact	Director, State Payroll Operations	Payroll Business Analyst/Trainer
	Voice: (804) 225-2245	Voice: (804) 225-3079; (804) 225-3120
	E-mail: Payroll@doa.virginia.gov	E-mail: Payroll@doa.virginia.gov
